



I am chatting online with someone I don't know. What should I do?

- Do not share any personal information such as your address, full name, phone number, passwords, or school you attend.
- Do not talk about anything that makes you feel uncomfortable.
- Do not pretend that you are someone you are not.
- Always tell an adult right away if someone is asking you personal questions.

I want to keep my mobile number safe. What should I do?

- THINK before you send. You cannot unsend a message or control where it ends up.
- Get your friends' permission before you send out pics of them.
- Only give your mobile number to people you know and trust.
- Never answer text messages from people you don't know. Ignore them or better yet, delete them.
- Remember that anything you write or send is a permanent record.

Someone asks for my password. What should I do?

- NEVER give your password to anyone. If you do, change it immediately.
- Use numbers that represent letters and punctuation marks to mix up the password. E.g. My Big Cat Eats could be My3!Cat[eats]. Nearly impossible to guess!
- A bank or Website will NEVER ask for confirmation of log in details or account information in an e-mail or any other message.

My parents don't get the Net. What should I do?

- Show them how to build a social network online; and how Instant Messages (IMs) or Skype calls work.
- Show them how to open and use an e-mail account; and how IMs work.
- Do searches on their hobbies; find the shops they know or items they want to buy.

Educate your parents:

www.kidsmart.org
www.getsafeonline.org
www.safekids.com
www.netsmartz.org

www.microsoft.com/protect
www.ConnectSafely.org
<http://www.l.k9webprotection.com>

Free Internet Safety Tools and Information

Anti-Malware and Spyware

www.safer-networking.org
<http://www.malwarebytes.org/>

Anti-Spam (for Outlook and Outlook Express)

<http://www.spamfighter.com/>

Anti-Virus Software

www.avast.com
www.free-av.com

Cyberbullying


www.stopcyberbullying.org/

Firewall

<http://www.firewallguide.com/>
<http://www.tucows.com/preview/213160>

Information Source

<http://www.tucows.com/>



(04/09)



www.isc2.org
www.childnet.com

ARE YOU DOWN WITH WHAT'S UP ON THE NET?



A Safety Guide for World Wide Websters

Written by (ISC)² with support from Childnet.




www.isc2.org
www.childnet.com



Do you Facebook, Bebo, Twitter, Skype, Instant Message (IM), Text, Wiki, or Blog? Just when you're up on the latest trends, along comes another cool way to chat on the World Wide Web. It's a great place to be; perfect for staying in touch with your friends – as long as you understand that this changing world has a whole new set of safety issues to go with it. No worries! Navigating the Net is no sweat with a few easy tips.

LOL (laughing out loud)

Unlike adults, most young people aren't intimidated by computers and the Internet. You know the techno, the lingo, what makes other kids tick and computers click. Just remember, common sense rules – and so do you. So keep the cybercreeps out of your space.



TTYL (talk to you later)

Having the Internet in your home is like inviting an entire city into your living room for a party. Not the smartest move in the world. So just this once, don't turn up the iPod and tune out this pamphlet.

WYB (watch your back)



You can find software to block inappropriate content. But monitoring the people you talk to is the best protection of all. Check with your mobile provider for controls that keep you out of trouble. And consider the consequences of exchanging photos, Web content, and posting your personal information. Remember, if you send it, the person who receives it has record of it and can show it to *anyone*.

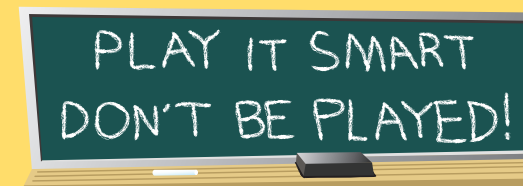


Millions of kids are surfing and getting together on the WWW as you read this. But you're not really set for the Net until you open your eyes and read this:

AYOR (at your own risk)

If it sounds too good to be true, it usually is. So chat, study, learn and laugh -- just know the online guidelines so you don't get viruses, or fall victim to identity theft or predators.

What should you watch for? Instant Messages (IMs), text messages, friend requests or virtual gifts from strangers or questions about passwords, birth dates, addresses, or other personal information. Content. Sometimes you're just looking up a regular topic, when suddenly random adult sites start popping up. Surf smart. Once cookies attach themselves to your computer, it's SPAM-City, and XXX sites stay on your hard drive forever. Finally, beware of fake contests and free gift e-mails. Online marketing is aggressive and relentless. Once you enter, your mailbox will be overflowing with unsolicited junk, and you'll probably end up with all sorts of ongoing commitments that are almost impossible to get out of!



There are millions of weird people in cyberspace looking for young people. They blast e-mails and Instant Messages (IMs) worldwide hoping that someone, somewhere will answer. Listen to your head and

NEVER...


- give out your name, address, mobile phone number, school name or password, for any reason.
- meet a stranger you talk with on the Internet no matter what they say.
- accept e-mails or open attachments from people you don't know.
- assume the pictures and messages you get from strangers are real. The Internet is a hunting ground for people trying to do you harm.
- hide it from your parents, teachers or caretakers if someone or something makes you uncomfortable.

BRB (be right back)



Stop and read the most popular questions kids are asking.

I want to download music or buy something online. What should I do?

- Downloading copyrighted music without paying is breaking the law.
- Try downloading from over 200 legitimate and legal sites at: <http://www.childnet.com/sorted> instead.
- Use a secure paying mechanism. Look for a padlock at the top or bottom of the Web page. 
- Try not to use a debit card; they aren't typically protected from fraud -- get your parents' permission to use a credit card or set up an online shopping account.
- THINK before you open an attachment. Do I know the person?
- Does the subject line make sense? If not, don't open it. Just delete it.
- Mouse over a link to see the name of the actual site. If it differs from what you expect, do not click it.
- Report spam and viruses to your Internet Service Provider (ISP), an adult or your local police.
- Remember, you DO NOT have to open e-mail.